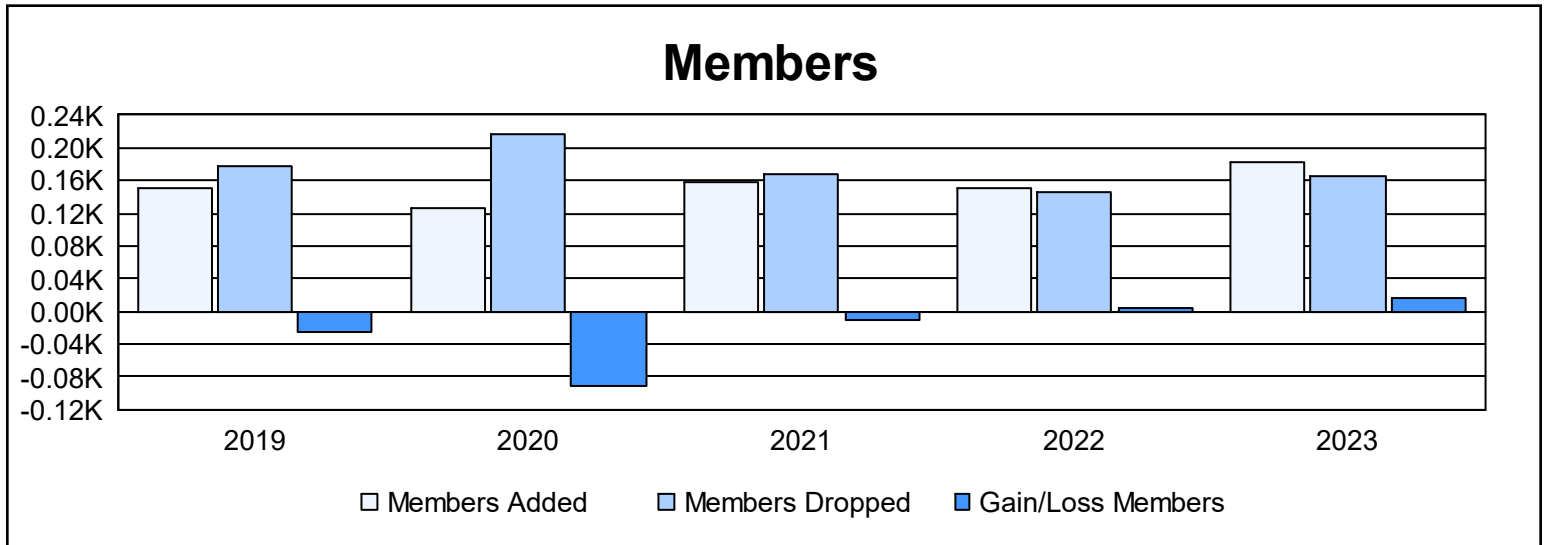
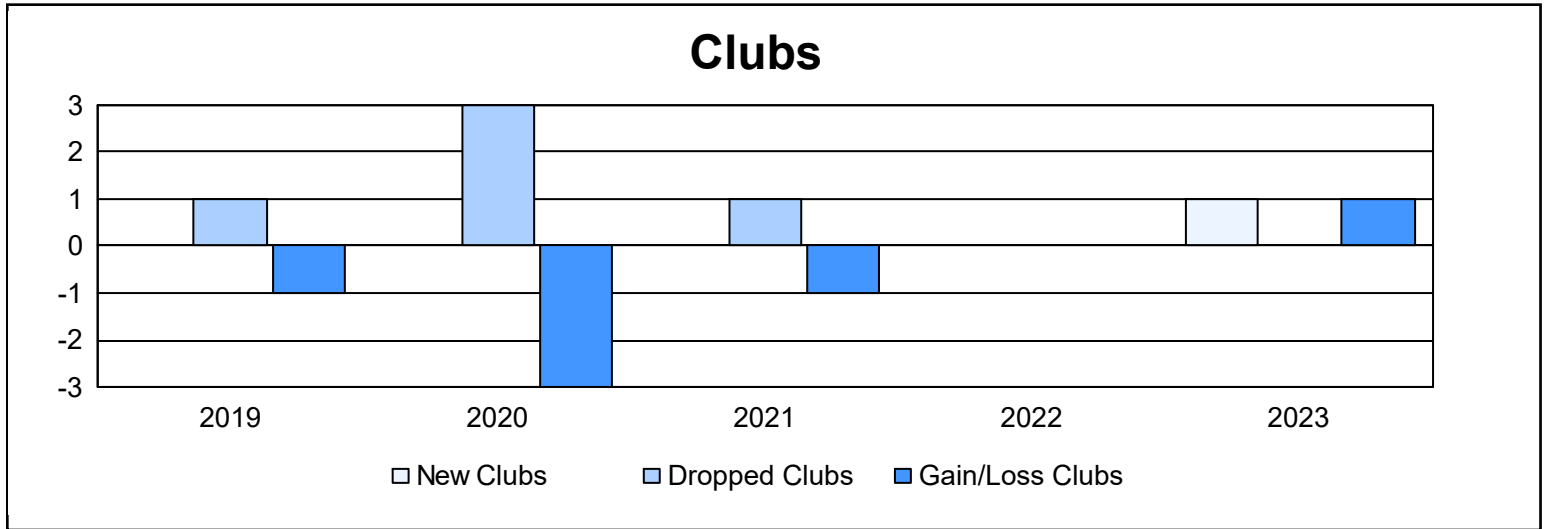
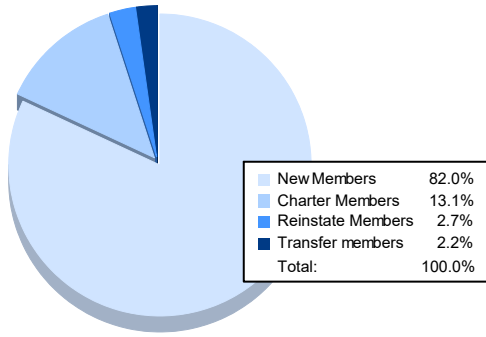


| Year | New Clubs | Dropped Clubs | Gain/ Loss Clubs | New Members | Charter Members | Reinstate Members | Transfer Members | Total Member Added | Total Members Dropped | Gain/ Loss Members |
|----------------|-----------|---------------|------------------|-------------|-----------------|-------------------|------------------|--------------------|-----------------------|--------------------|
| 2018-2019 | 0 | 1 | -1 | 132 | 1 | 7 | 11 | 151 | 177 | -26 |
| 2019-2020 | 0 | 3 | -3 | 104 | 2 | 12 | 8 | 126 | 217 | -91 |
| 2020-2021 | 0 | 1 | -1 | 139 | 1 | 4 | 15 | 159 | 169 | -10 |
| 2021-2022 | 0 | 0 | 0 | 133 | 1 | 10 | 7 | 151 | 147 | 4 |
| 2022-2023 | 1 | 0 | 1 | 150 | 24 | 5 | 4 | 183 | 166 | 17 |
| Average | 0 | 1 | -1 | 132 | 6 | 8 | 9 | 154 | 175 | -21 |



Membership Composition June 2023 Cumulative



Gender Composition June 2023 Cumulative

